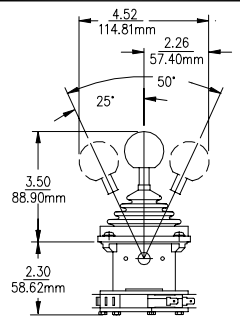
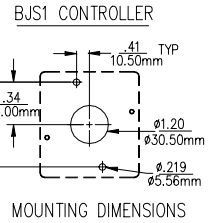
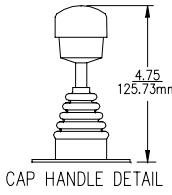
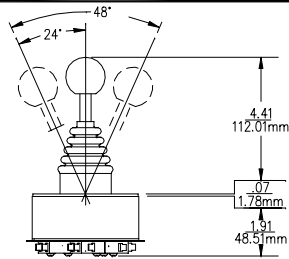
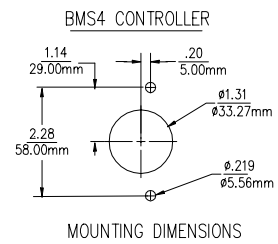
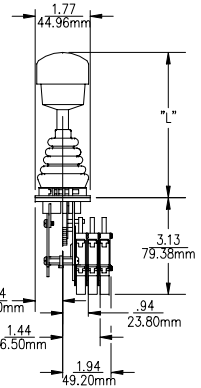
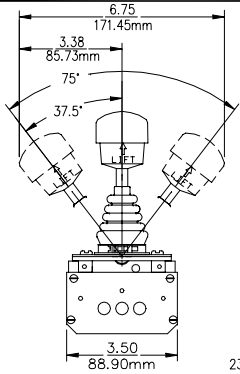
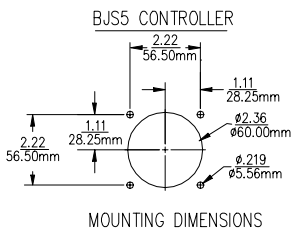
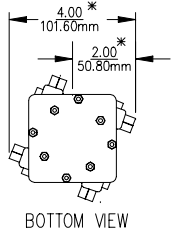


THIS DRAWING IS THE SOLE PROPERTY OF OEM CONTROLS INC., 10 CONTROLS DRIVE, SHELTON, CT 06484, USA. THIS DOCUMENT CONTAINS OEM PROPRIETARY INFORMATION. WRITTEN PERMISSION TO USE OR DISCLOSE ANY INFORMATION HEREIN MUST BE OBTAINED FROM OEM.

REVISIONS			
REV	DESCRIPTION	DATE	APPROVED
A	ORIGINAL	AJS 6/2/00	



NOTES:
ALLOW ROOM IN PANEL * - INCLUDES FEMALE SPADE CONNECTORS.
DESIGN FOR WIRING.



HANDLE	HEIGHT "L" LENGTH
63mm HANDLE	3.25 [82.55mm]
68mm HANDLE	3.38 [85.73mm]
80mm HANDLE	3.84 [97.54mm]
100mm HANDLE	4.63 [117.48mm]

DRAWN BY	AJS	DATE	6/2/00
CHECKED			
APVD ENG.			
APVD DESN			
APVD SALES			
PROJECTION:			



10 Controls Drive - Shelton, CT 06484
Phone: (203) 929-8431 Fax: (203) 929-7546

DIMENSIONAL DRAWING FOR BANG BANG CONTROLLERS

PART NO.	DWG NO. A5215	REV. A
SCALE	SHEET 1 of 1	SIZE A